

MONTAGE

Salvino

2013 CATALOG

QUALITY | CUSTOM | MODERN | CONTEMPORARY



796 20th St NE
PO Box 3485
Hickory, NC 28601
Ph: 1-866-243-6768
www.MontageGalleries.com

Welcome to Montage Galleries. We are a furniture manufacturer located in the furniture capital of the world - Hickory, North Carolina . We have been in the business of producing high quality furnishings for the trade (Interior Designers, Decorators and Furniture Retail stores Nation Wide) for over 25 years. With a combined 65+ years of experience in every aspect of the furniture industry, we set our standards to the highest degree. We only use quality products such as kiln-Dried maple hard wood, quality foam, contract grade webbing or springs all the way down to the screws, glue and staples to ensure that our product will stand up to the test of time. We start all orders from scratch; from pattern design, selecting quality hard woods for the frame, frame assembly, foam density and layouts, cut & sew fabric patterns, quality upholstery and final inspection and shrink-wrapped packaging.

CUSTOM □ QUALITY □ MODERN □ CONTEMPORARY



Client Services

- Custom Furniture Design
- Private Label Programs: Let us be your Manufacturer
- Showroom Savings: Discounts for showing our furniture
- Drop Ship your orders directly to your clients
- COM & COL Upholstery at no extra cost
- Free Custom quotes
- Commercial / Residential Furnishings

Contact Us Today For More Information:

www.MontageGalleries.com

Furniture Options

We offer many options to help personalize your new furniture:

- * **Foam - Seat & Back Seating Options**

- Montage Standard: Ultra-Cell Core Seats & Fiber/Foam Backs
- Feather-Down Blend Blanket Wrapped Cushions
- Feather-Down Blend Back Cushions & Pillows
- Spring-Down Seat Cushions (Most Comfortable Seat)
- 8-Way Hand Tied Springs

- * **Trims**

- Nail Head Trim: Available in Chrome, Nickel, Antique & More
- Welt and/or Decorative Cording
- Upholstery with your Embroidered Fabric


- * Custom Finishes & Sheens

- * Casters, Glides & Metal Legs

- * Hand Tufting, Button Pull Tufting

- * Two-Tone Upholstery

- * COM & COL Upholstery



Contact Us Today For More Information:
www.MontageGalleries.com


Table of Contents

* Custom	Pg 6
* Sofa Groups & Chaise	Pg 8
* Accent	Pg 18
* Club & Stools	Pg 45
* Ottomans & Benches	Pg 57
* Dining Chairs & Benches	Pg 88
* Headboards & Beds	Pg 113
* Standard Wood Finishes	Pg 118
* Custom Spec Sheet	Pg 119
* Terms	Pg 120

Contact Us Today For More Information:
www.MontageGalleries.com

Custom


Furniture



*Sofas, Chairs
& Chaise*



Montage Galleries



3000 Group

3000 Sofa: 72"/88"/96"W x 40"D x 37"H -- AH: 22" SH: 18"

3020 Chair: 44"W x 40"D x 37"H -- AH: 22" SH: 18"

Also Available: Loveseat -- Sectional -- Sleeper Sofa -- Chaise

Montage Galleries



3200 Group

3200 Sofa: 72"/85"/96"W x 40"D x 37"H -- AH: 22" SH: 18"

3220 Chair: 35"W x 40"D x 37"H -- AH: 22" SH: 18"

Also Available: Loveseat -- Sectional -- Sleeper Sofa -- Chaise

Montage Galleries



3400 Group

3400 Sofa: 72"/86"/96"W x 38"D x 37"H -- AH: 23" SH: 18"

3420 Chair: 37"W x 38"D x 37"H -- AH: 23" SH: 18"

Also Available: Loveseat -- Sectional -- Sleeper Sofa -- Chaise

Montage Galleries



3500 Group

3500 Sofa: 72"/80"/96"W x 38"D x 33"H -- AH: 24" SH: 20"

3520 Chair: 35"W x 38"D x 33"H -- AH: 24" SH: 20"

Also Available: Loveseat -- Sectional -- Sleeper Sofa -- Chaise

Montage Galleries



3600 Group

3600 Sofa: 79"W x 39"D x 36"H -- AH: 23" SH: 18"

3620 Chair: 43"W x 39"D x 36"H -- AH: 23" SH: 18"

Also Available: Loveseat -- Sectional -- Sleeper Sofa -- Chaise

Montage Galleries



3900 Group

3900 Sofa: 72"/84"/96"W x 38"D x 32"H -- AH: 30" SH: 18"

Also Available: Chair -- Loveseat -- Sectional -- Sleeper Sofa -- Chaise

Montage Galleries



3980 One-Arm Sofa

3980 Sofa: 75"W x 36"D x 32"H -- AH: 30" SH: 18"

Also Available: Chair -- Loveseat -- Sofa -- Sectional -- Sleeper Sofa -- Chaise

Montage Galleries



5700 Group

5700 Group Sofa: 120"W x 44"D x 36.5"H (In Three Sections)

Also Available: Chair -- Loveseat -- Sectional -- Chaise

Montage Galleries



5800 Group

5800 Sofa: 72"/86"/96"W x 36"D x 33"H -- AH: 24" SH: 20"

5810 Ottoman/Bench -- 30"W x 58"L x 18"H

Also Available: Chair - Loveseat -- Sectional -- Sleeper Sofa -- Chaise

Montage Galleries



6200 Group

6200 Sofa: 76"/86"/96"W x 38"D x 33"H SH: 18"

Also Available: Chair -- Loveseat -- Sectional -- Chaise

Montage Galleries



6400 Group

6400 Sofa: 78/86/96"W x 36"D x 34"H -- AH: 27" SH: 19"

Also Available: Chair -- Loveseat -- Sectional -- Chaise

Montage Galleries



6600 Group

6600 Sofa: 72/86/96"W x 36"D x 32"H

Also Available: Chair -- Loveseat -- Sectional -- Chaise

Montage Galleries



6700 Group

6700 Sofa: 76/86/96"W x 36"D x 32"H

Also Available: Chair -- Loveseat -- Sectional -- Chaise

Montage Galleries



7400 Group

7400 Sofa: 76/88/96"W x 39"D x 30"H

Also Available: Chair -- Loveseat -- Sleeper -- Sectional -- Chaise

Montage Galleries



7500 Sofa with Air Dream Sleeper

7500 Sofa: 88/96"W x 40"D x 31"H

Also Available: Ottoman -- Chair -- Loveseat -- Sectional -- Chaise

Montage Galleries



5300 Group

5310 Sectional: RAF: 67"W x 34"D x 32"H AH: 24"
LAF: 80"W x 34"D x 32"H

Also Available: Chair -- Loveseat -- Sofa -- Sleeper Sofa -- Chaise

Montage Galleries



5600 Group

5610 Sectional: RAF: 102"W x 36"D x 31"H
LAF: 96"W x 36"D x 31"H

Also Available: Chair -- Loveseat -- Sofa -- Sleeper Sofa -- Chaise

Montage Galleries



7000 Group

7000 Custom Sectional: RAF & LAF Sofas: 96"W x 36"D x 36"H (Frame Height 30")

Armless Section: 56"W x 36"D x 36"H

Ottoman: 28"W x 30"D x 18"H

Also Available: Chair -- Loveseat -- Sofa -- Sleeper -- Chaise

Montage Galleries



7200 Group

7200 Custom Sectional: LAF Sofa: 68"W x 44"D x 28"H

Armless Section: 63"W x 44"D x 28"H

Corner: 44"W x 44"D x 28"H | Chaise: 44"W x 76"D x 18"H

Also Available: Ottoman -- Chair -- Loveseat -- Sofa -- Chaise (40"D is available)

Montage Galleries



7300 Group

7380 Sectional: RAF Sofa: 72"W x 38"D x 31"H

LAF Sofa: 72"W x 38"D x 31"H

Also Available: Ottoman -- Chair -- Loveseat -- Sofa -- Sleeper -- Chaise

Montage Galleries



7500 Group

7580 Sectional: RAF Sofa: 98"W x 40"D x 31"H

LAF Sofa: 80"W x 40"D x 31"H

Also Available: Ottoman -- Chair -- Loveseat -- Sofa -- Sleeper -- Chaise

Montage Galleries



9000 Group

9080 Sectional: Sofa: 80"W x 36"D x 30"H

Sofa/Chaise: 96"W x 36"D x 30"H

Also Available: Ottoman -- Chair -- Loveseat -- Sofa -- Chaise

Montage Galleries



4900 Group

4905 Slipper Chair: 30"W x 30"D x 35"H
Also Available: Loveseat -- Sofa -- Sectional



6300 Group

6320 Chair: 30"W x 34"D x 34"H
Also Available: Loveseat -- Sofa -- Sectional

Montage Galleries



4500 Sofa

4500 Cloud Sofa -- 89"W x 40"D x 31"H

Also Available: Chair - Loveseat

Montage Galleries



3025 Chaise

3025 Chaise: 44"W x 65"D x 37"H -- AH: 22" SH: 18"

Montage Galleries



4400 Chaise

4400 Chaise: 30"W x 72"D x 30"H

Montage Galleries



4200 Group

4200 Chaise: 70"W x 37"D x 32"H

4250 Chaise: 70"W x 30"D x 32"H

Montage Galleries



4300 Chaise

4300 Chaise: 30"W x 54"D x 34"H

Montage Galleries



4450 Chaise

4450 Chaise: 35"W x 78"D x 26"H

Accent

Furnishings



Montage Galleries



351 Arm Chair

29"W x 28"D x 49"H
21" -- SH 24.5"-- AH



Montage Galleries



1050 Chair

30"W x 34"D x 34"H

Montage Galleries



980 Chair - Hand Tufted Seat & Back

26"W x 31"D x 32"H

SH: 18"

Montage Galleries



1020 Slipper Chair

23"W x 28"D x 31"H

SH: 16"

Montage Galleries



1030CL & 1030SL

28"W x 32"D x 35"H

SH: 18"

(CL= Curved Legs -- SL= Strait Leg)

Montage Galleries



4900 Group

4905 Slipper Chair: 30"W x 30"D x 35"H


4800 Group

4805 Slipper Chair: 28"W x 32"D x 36"H

Also Available: Loveseat -- Sofa -- Sectional

Club &

Stools



Montage Galleries



1000 High Arm

25"W x 25"D x 32"H

Also Available: Pedestal Base, Tight Seat

Montage Galleries



1001 Low Arm



1001 Low Arm Boxed

25"W x 28"D x 31"H

Also Available: Pedestal Base, Tight Seat

Montage Galleries



1002 Flair Arm



1002 Flair Arm Pedestal

27"W x 29"D x 32"H

Also Available: Pedestal Base, Tight Seat

Montage Galleries



990 Chair

25"W x 25"D x 30"H
Also Available: Pedestal Base

Montage Galleries



1005 Club Chair

27"W x 29"D x 32"H

Also Available: Ottoman Incert, Casters

Montage Galleries



465 Counter Stool

19"W x 21"D x 37"H

Montage Galleries



468 Barstool

19"W x 21"D x 43"H

Montage Galleries



465NH Counter Stool & 468NH Barstool

465NH: 19"W x 21"D x 37"H

468NH: 19"W x 21"D x 43"H

Montage Galleries



495 Counter & 498 Barstool

495: 17"W x 18"D x 39"H

498: 17"W x 18"D x 43"H

Montage Galleries



565 Fully Upholstered Counter & 568 Bar Stools

565: 20"W x 22"D x 38"H

568: 20"W x 22"D x 42"H

Montage Galleries




855 Barstool

18"W x 20"D x 35"H

Ottomans

& Benches



Montage Galleries



015 Ottoman

25"W x 20"D x 18"H

Montage Galleries



018 Ottoman

28"W x 20"D x 18"H

Montage Galleries



110 Queen Anne & 100 Chippendale

110: 22"D x 28"W x 18"H

100: 22"D x 28"W x 18"H

Montage Galleries



170 Ottoman & 410 Ottoman

170: 18" Sq x 18"H

410: 24" Sq x 18"H

Montage Galleries



420 Ottoman

420: 24" sq x 18"H

Also Available: Both in 18"sq



430 Ottoman

430: 24" sq x 18"H

Montage Galleries



190 Ottoman & 192 Ottoman

190: 36" Sq x 19"h

192: 20" Sq x 19H

Montage Galleries



X - Ottoman

24"W x 18"D x 18"H

Montage Galleries



030 Ottoman

24" sq x 19"H

Montage Galleries



035 Curved Cube

20" Sq x 19"H

Also Available: Storage, Non Storage, Bench

Montage Galleries



065 Ottoman with Table

36"W x 48"D x 15"H -- Table: 52"W x 18"D x 18"H

Montage Galleries



180 Round Storage Ottoman

36" Round x 19"H

Also Available: 42", 24" Round : Storage & Non Storage

Montage Galleries



020 Oval Ottoman

72"W x 36"D x 19"H

Montage Galleries



060 Tufted Ottoman

46" x 46" x 19"H

Montage Galleries



070 Tray Ottoman

38"W x 36"D x 18"H

Montage Galleries



072 Storage & Tray Ottoman

36"W x 36"D x 20"H

Montage Galleries



074 Ottoman

60" Sq x 18"H

Montage Galleries



2400 Tufted Ottoman

54" Sq x 19"H

Montage Galleries



195 Ottoman

36"W x 30"D x 19"H

Montage Galleries



2475 Tufted Storage Ottoman

36" W x 30"D x 19"H

Montage Galleries



085 Tufted Ottoman

38" Sq x 18"H

Montage Galleries



080 Ottoman & 082 Ottoman

080: 42" Round x 18"H

082: 36" Round x 18"H

Montage Galleries



4736 Tufted Ottoman

36" Round x 19"H

Montage Galleries



2100 Float Bench Ottoman

60"W x 20"D x 18"H

Montage Galleries



200 Storage Ottoman

60"W x 20"D x 18"H

Also Available: 76"W & non-storage

Montage Galleries



100-B Chippendale Bench

60"W x 22"D x 18"H

Montage Galleries



2200 Bench

60"W x 22"D x 19"H

Montage Galleries



6000 Bench Ottoman

60"W x 18"D x 24"H -- SH: 18"

Montage Galleries



2300 Bench

72"W x 20"D x 24"H -- SH: 18"

Montage Galleries



280 S-Ottoman: Non-Storage & Storage

50"L x 24"D x 18"H

Montage Galleries




Yen-Yang Storage Ottoman

36" Round (Together) x 19"H

Dining

Furniture



Montage Galleries



460 Side & 461 Arm Dining

Side: 20"W x 24"D x 34"H

Arm: 23"W x 24"D x 34"H

Montage Galleries



460W Side & 461W Arm Dining

Side: 20"W x 24"D x 34"H

Arm: 23"W x 24"D x 34"H

Also Available: Dining Bench, Bar & Counter Stools and Highback

Montage Galleries



463 Dining Bench

Side: 56"W x 24"D x 34"H

Also Available with arms

Montage Galleries




460 Highback Side Dining

Side: 20"W x 24"D x 38"H

Arm: 23"W x 24"D x 38"H

Also Available: Dining Bench, Bar & Counter Stools and Highback

Montage Galleries



340 Custom Dining Bench

Side: 60"W x 28"D x 35"H

Also Available: Arm

Shown with: Pull Tufted Front Back & Nickel Nail Head Trim Around Back

Montage Galleries



890 Dining Bench

Side: 56"W x 20"D x 19"H

Also Available in Custom Widths

Montage Galleries



460NH Side & 461NH Arm Dining

Side: 20"W x 24"D x 34"H

Arm: 23"W x 24"D x 34"H

Also Available: Dining Bench, Bar & Counter Stools and Highback

Montage Galleries



610 Side Dining

Side: 21"W x 29"D x 39"H
Arm: 25"W x 29"D x 39"H

Also Available: 612 Upholstered Arm

Montage Galleries



611 & 612 Arm Dining

611: 25"W x 29"D x 39"H

612: 25"W x 29"D x 39"H

Also Available: Skirted (Side and/or Arm)

Montage Galleries



351S Dining Arm Chair

25"W x 24"D x 40"H

Montage Galleries



560 Dining

Side: 20"W x 29"D x 42"H

Arm: 24"W x 29"D x 42"H



Also Available: Arm Chair, Fully Upholstered, Bar & Counter Stools

Montage Galleries



660 Side Dining

Side: 20"W x 25"D x 35"H

Also Available: Arm Chair, Bar & Counter Stools

Montage Galleries



711 Arm Dining

Arm: 25"W x 26"D x 40"H

Also Available: Side Chair, Bar & Counter Stools

Montage Galleries



691 Arm Dining

Side: 20"W x 27"D x 42"H

Arm: 24"W x 27"D x 42"H

Also Available: Side Chair, Bar & Counter Stools

Montage Galleries



760 Side Dining

Side: 20"W x 26"D x 44"H

Also Available: Arm Chair, Bar & Counter Stools

Montage Galleries



331 Arm Dining

Arm: 22"W x 24"D x 38"H



340 Side Dining

Arm: 25"W x 28"D x 34"H

Side: 25"W x 28"D x 34"H

Also Available: Dining Bench

Montage Galleries



780 Side Dining

Side: 21"W x 25"D x 38"H

Also Available: Arm Chair, Bar & Counter Stools

Montage Galleries



480 Side Dining

Side: 20"W x 24"D x 38"H

Arm: 23"W x 24"D x 38"H

Also Available: Dining Bench, Bar & Counter Stools

Montage Galleries



490 Side Dining

Side: 20"W x 24"D x 37"H

Also Available: Arm Chair, Bar & Counter Stools

Montage Galleries



830 Side Dining

Side: 20"W x 29"D x 39"H

Arm: 25"W x 29"D x 39"H

Also Available: Arm Chair

Montage Galleries



630 Side Dining

Side: 21"W x 26"D x 41"H

Also Available: Arm Chair, Bar & Counter Stools



Montage Galleries



940 Side Dining

Side: 21"W x 24"D x 40"H

Also Available: Arm Chair, Bar & Counter Stools

Montage Galleries



680 Side Dining

Side: 22"W x 30"D x 38"H

Also Available: Arm Chair

Montage Galleries



920 Side Dining

Side: 22"W x 24"D x 42"H

Also Available: Arm Chair, Tapered Front Legs

*Custom
Beds*



Montage Galleries



8000 Group

8300 King Headboard with Upholstered Rails:
60"H x 11"D - Headboard / 14"H Rails

Available: Queen & Full

Montage Galleries



8200 Group

8200 King Headboard with Upholstered Rails:
60"H x 4"D - Headboard / 12"H Rails

Available: Queen & Full

Montage Galleries



8300 Group

8300 King Headboard with Upholstered Rails:
55"H x 8"D - Headboard / 11"H Rails

Available: Queen & Full

Montage Galleries



8500 Group

8500 King Non-Button Tufted Headboard with Platform:
54"H x 3"D - Headboard / 12"H Platform

Available: Queen & Full


Standard Wood Finishes



Natural




Brown Mahogany



Honey



Coffee



Cherry



Black

*Please Note that the colors might not be exact due to scanning and monitor differences.



CSI-Montage Galleries
 796 20th St NE
 PO Box 3485
 Hickory, NC 28601
 Ph: 1-866-243-6768
 www.MontageGalleries.com
 Fax: 828-322-8235

CUSTOM QUOTE FORM

Custom Furniture Type

<input type="checkbox"/> Sofa	<input type="checkbox"/> Ottoman	<input type="checkbox"/> Club Chair	<input type="checkbox"/> Other
<input type="checkbox"/> Chair	<input type="checkbox"/> Bench	<input type="checkbox"/> Counter Stool	_____
<input type="checkbox"/> Sectional	<input type="checkbox"/> Dining Chair	<input type="checkbox"/> Bar Stool	

<u>SIZES</u>	<u>DECRACTIVE FEATURES</u>
<input type="checkbox"/> W x D x H: _____ <input type="checkbox"/> Arm Height: _____ <input type="checkbox"/> Seat Height: _____ <input type="checkbox"/> Seat Depth: _____ <input type="checkbox"/> Leg Height: _____ <input type="checkbox"/> Other: _____	<input type="checkbox"/> Tufting: _____ <input type="checkbox"/> Welt: _____ <input type="checkbox"/> Skirt: _____ <input type="checkbox"/> Nail Head Trim: _____ <input type="checkbox"/> Other: _____
<u>SEAT CUSHIONS</u>	<u>NOTES</u>
<input type="checkbox"/> Standard: Ultra Cell Core w/ Soft Foam Wrap <input type="checkbox"/> Down Blend Blankets <input type="checkbox"/> Inner Spring (Foam) <input type="checkbox"/> Inner Spring (Down Fill)	
<u>BACK CUSHIONS</u>	
<input type="checkbox"/> Standard: Foam/Fiber <input type="checkbox"/> Down Blend <input type="checkbox"/> Tight Back	
<u>WOOD FINISH</u>	<u>SKETCH/PICTURE</u>
<input type="checkbox"/> Standard: <ol style="list-style-type: none"> 1. Natural 2. Honey 3. Cherry 4. Brown Mahogany 5. Coffee 6. Black <input type="checkbox"/> Custom Matching: _____	<p style="text-align: center;">• Please attach a picture if available</p>

Please fill this form out, sign & return to us by fax, email or mail to ensure we get your quote/order correct.

Date: _____ | Signature: _____ | Company: _____



General Information

Terms:

50% deposit with order, the balance is due when the order is ready for shipment.

Prices:

Because of the uncertainty of our cost, all prices are subject to change without notice. Please refer to your order acknowledgment for corrected prices.

C.O.M. Fabrics (Customers Own Material):

Ship material prepaid to Montage Galleries, 1280 4th St. Dr. SW, Hickory, NC 28602. Please have supplier of C.O.M. include an identification tag listing name of customer, total yardage shipped, pattern ID#, and P.O. #. Tag each piece of fabric with the number of articles on which it is to be applied. If fabric is reversible, mark face side. Striped fabric, specify direction vertical or horizontal use the following yardage requirements. For C.O.M. that are 54 inches wide Use yardage requirements on price list. 48 inches wide - Add 25% to yardage requirements. For C.O.M. to be matched to include stripes, plaids and matching repeats use the yardage requirements below.

--54 inches wide - add 35% to yardage requirements.

--48 inches wide - add 60% to yardage requirements.

We assume no responsibility whatsoever for wear ability of C.O.M. fabric. They are applied totally at customer's own risk

Shipment:

All shipments are made F.O.B. Hickory, North Carolina.

Dimensions:

All dimensions indicated in our catalog are approximate and sometimes can vary more than one inch due to the handiwork of our craftsman.



General Information

Packaging:

Each Piece is carefully wrapped with a multi-layered shipping pad at key points then placed in a sturdy corrugated tray. The piece is then "Shrink wrapped" with a plastic bag securely in the center of the tray which is covered with a corrugated shipping carton. All cartoning is included in the prices

Frames:

The Majority of our frames are engineered from one piece solid side systems to eliminate all stress points. The remainder of the chair is built from solid maple giving you (the customer) the strongest frame possible. All seat bottoms have contract sheet grade rubber webbing for maximum comfort.

Freight Damage:

Shipment of all merchandise is at the purchaser's risk. Our responsibility ends on delivery of the merchandise to the carrier in good condition. No goods are returnable for any reason without our authorization.

Transportation Claims:

Goods become property of the purchaser on delivery to the carrier; Refusal to accept merchandise from the carrier because of damage or shortage does not relieve the purchaser of responsibility for payment, and for placement of claims in proper manner. Any damage or shortage must be noted on the freight bill before signing it. Immediately after receipt, open carton, inspect for damage. If damage is found notify delivering carrier at once.



Limited Warranty

This product has been carefully manufactured using only the very finest of materials, and is warranted to be free from defects in material and workmanship for a period of one year from date of purchase by the original consumer.

This warranty is limited to the original consumer purchasing the product, and is not transferable. This warranty is void if any service is performed by an unauthorized person or sold by anyone other than an authorized Montage dealer. Products Sold after one year from date of factory shipment, including floor samples, are not covered under warranty.

If a difficulty develops with the product as a result of a defect in material or workmanship, Montage will repair or replace the product at the factory or an authorized service center. At its option, transportation charges to and from the repair location must be paid by the purchaser.

All implied warranties with respect to this product (including merchantability) are limited to one year from date of purchase. This warranty is given in lieu of all other warranties and there are no warranties which extend beyond the description on the face hereof.

Some states do not allow limitations on how long an implied warranty last, some of the above limitation may not apply to you.

This warranty gives you specific legal rights, and you may also have other rights which may vary from state to state.